

SMSU Political Science Program Data

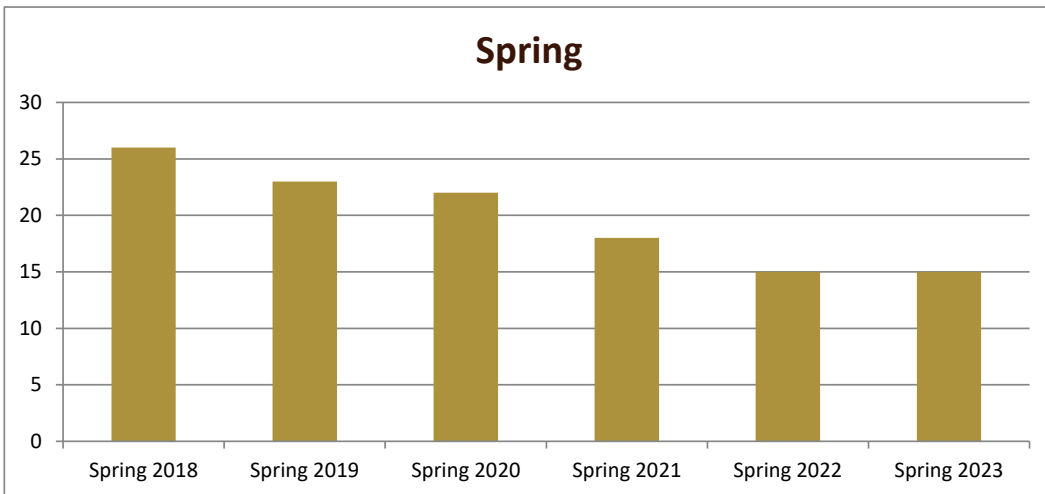
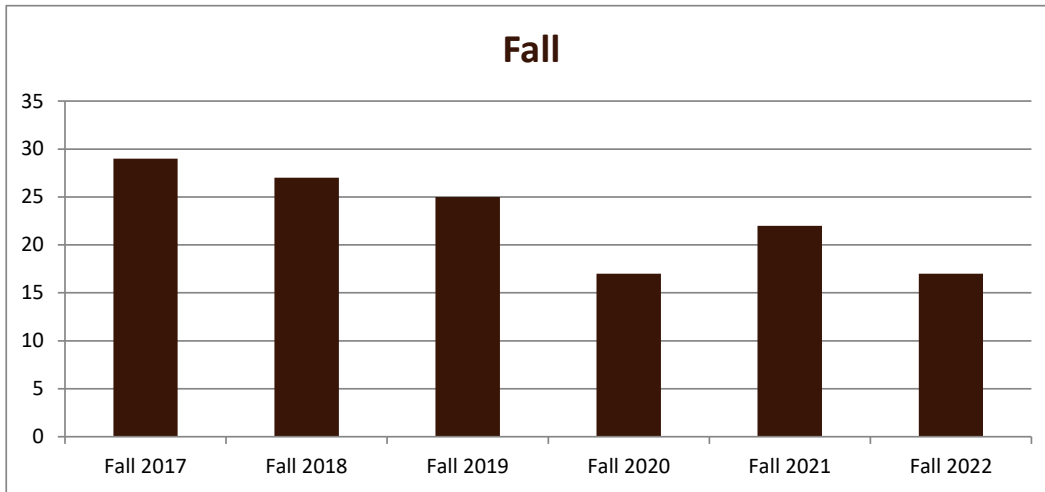
Majors Enrolled

Academic Years 2017-18 to 2022-23

Using Fall Semester data (Fall 2017 to Fall 2022) for Term specific measures



| Enrollment by Term | | | | | | |
|--------------------|------|------|------|------|------|------|
| | 2018 | 2019 | 2020 | 2021 | 2022 | 2023 |
| Fall | 29 | 27 | 25 | 17 | 22 | 17 |
| Spring | 26 | 23 | 22 | 18 | 15 | 15 |
| Summer | 8 | 7 | 3 | 5 | 2 | 3 |



SMSU Political Science Program Data

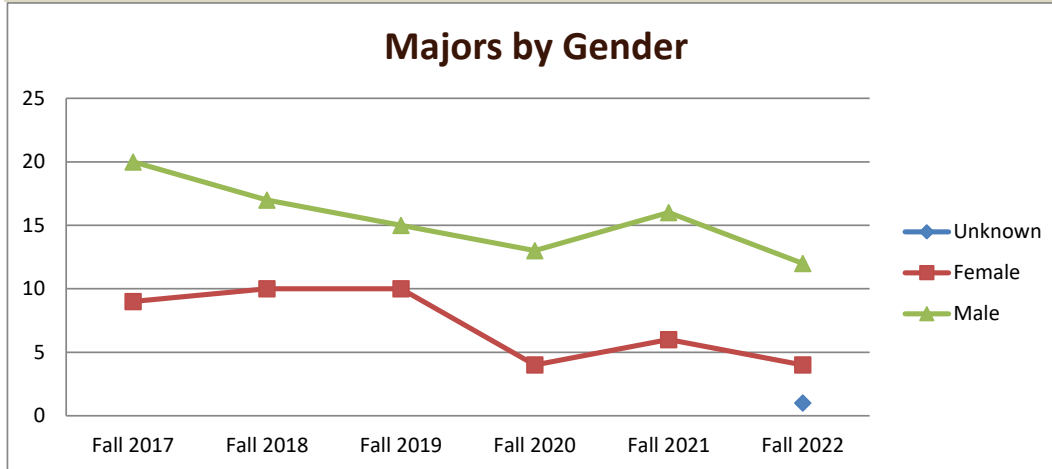
Majors Enrolled

Academic Years 2017-18 to 2022-23

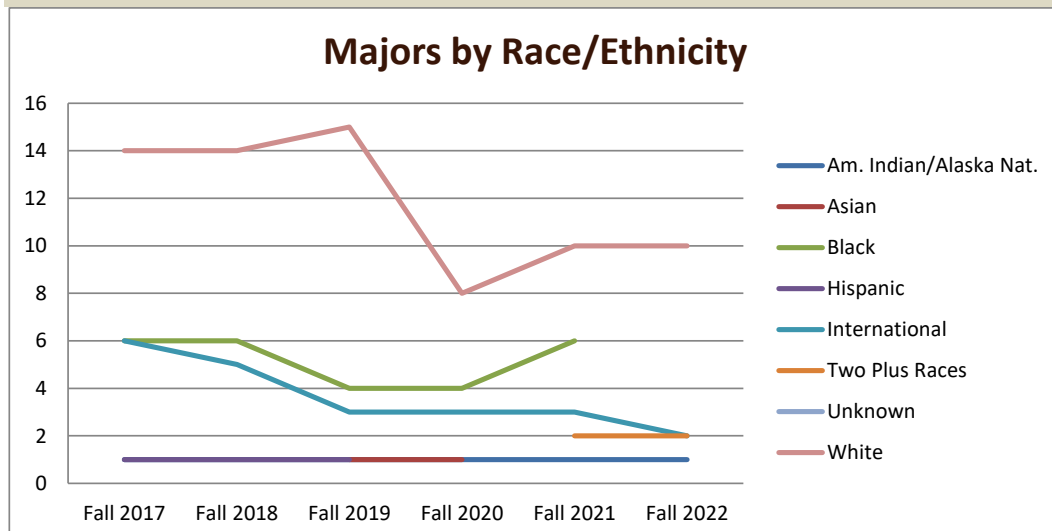
Using Fall Semester data (Fall 2017 to Fall 2022) for Term specific measures



| Enrollment by Gender | | | | | | |
|----------------------|-----------|-----------|-----------|-----------|-----------|-----------|
| | Fall 2017 | Fall 2018 | Fall 2019 | Fall 2020 | Fall 2021 | Fall 2022 |
| Unknown | | | | | | 1 |
| Female | 9 | 10 | 10 | 4 | 6 | 4 |
| Male | 20 | 17 | 15 | 13 | 16 | 12 |
| Grand Total | 29 | 27 | 25 | 17 | 22 | 17 |



| Enrollment by Race/Ethnicity | | | | | | |
|------------------------------|-----------|-----------|-----------|-----------|-----------|-----------|
| | Fall 2017 | Fall 2018 | Fall 2019 | Fall 2020 | Fall 2021 | Fall 2022 |
| Am. Indian/Alaska Nat. | 1 | 1 | 1 | 1 | 1 | 1 |
| Asian | | | 1 | 1 | | |
| Black | 6 | 6 | 4 | 4 | 6 | |
| Hispanic | 1 | 1 | 1 | | | 1 |
| International | 6 | 5 | 3 | 3 | 3 | 2 |
| Two Plus Races | 1 | | | | 2 | 2 |
| Unknown | | | | | | 1 |
| White | 14 | 14 | 15 | 8 | 10 | 10 |
| Grand Total | 29 | 27 | 25 | 17 | 22 | 17 |



SMSU Political Science Program Data

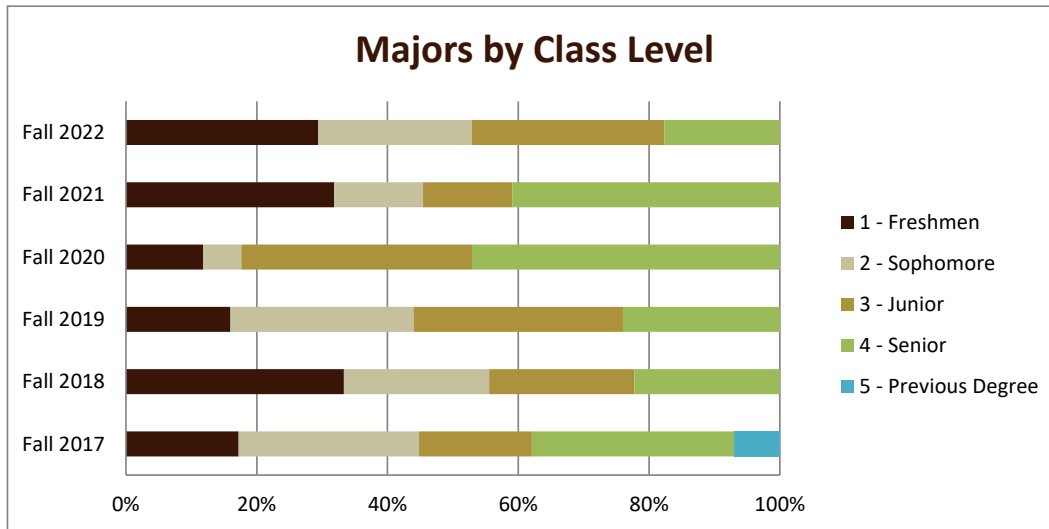
Majors Enrolled

Academic Years 2017-18 to 2022-23

Using Fall Semester data (Fall 2017 to Fall 2022) for Term specific measures



| Enrollment by Class | | | | | | |
|---------------------|-----------|-----------|-----------|-----------|-----------|-----------|
| | Fall 2017 | Fall 2018 | Fall 2019 | Fall 2020 | Fall 2021 | Fall 2022 |
| 1 - Freshmen | 5 | 9 | 4 | 2 | 7 | 5 |
| 2 - Sophomore | 8 | 6 | 7 | 1 | 3 | 4 |
| 3 - Junior | 5 | 6 | 8 | 6 | 3 | 5 |
| 4 - Senior | 9 | 6 | 6 | 8 | 9 | 3 |
| 5 - Previous Degree | 2 | | | | | |
| Grand Total | 29 | 27 | 25 | 17 | 22 | 17 |



SMSU Political Science Program Data

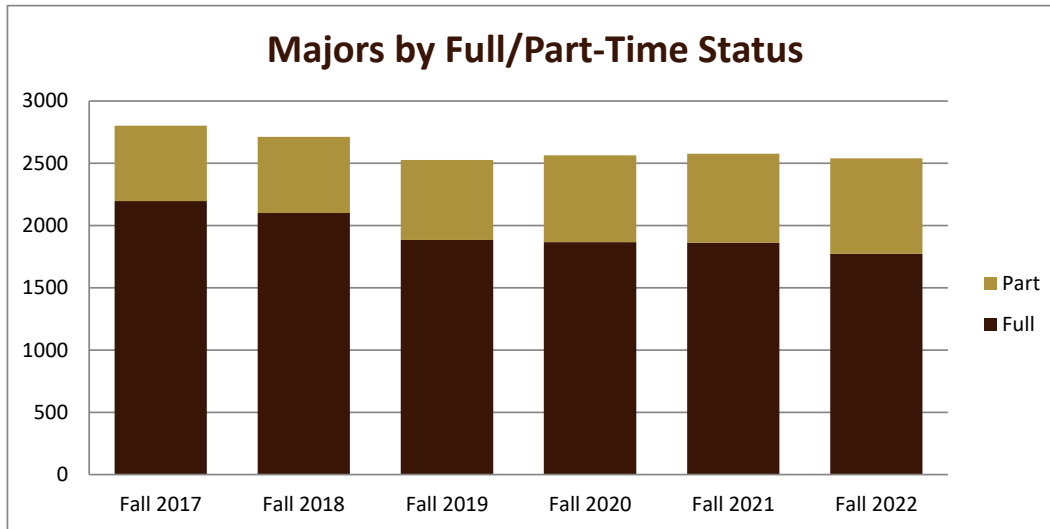
Majors Enrolled

Academic Years 2017-18 to 2022-23

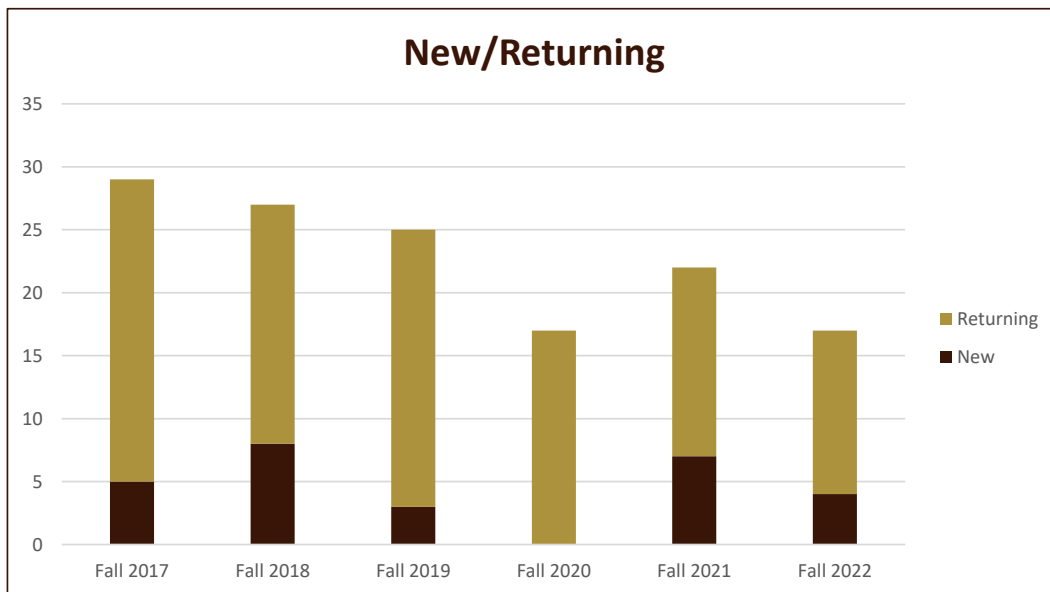
Using Fall Semester data (Fall 2017 to Fall 2022) for Term specific measures



| Enrollment by FT/PT | | | | | | |
|---------------------|-----------|-----------|-----------|-----------|-----------|-----------|
| | Fall 2017 | Fall 2018 | Fall 2019 | Fall 2020 | Fall 2021 | Fall 2022 |
| Full | 24 | 26 | 21 | 14 | 18 | 14 |
| Part | 5 | 1 | 4 | 3 | 4 | 3 |
| Grand Total | 29 | 27 | 25 | 17 | 22 | 17 |



| New/Return Headcount | | | | | | |
|----------------------|-----------|-----------|-----------|-----------|-----------|-----------|
| | Fall 2017 | Fall 2018 | Fall 2019 | Fall 2020 | Fall 2021 | Fall 2022 |
| New | 5 | 8 | 3 | | 7 | 4 |
| Returning | 24 | 19 | 22 | 17 | 15 | 13 |
| Grand Total | 29 | 27 | 25 | 17 | 22 | 17 |



SMSU Political Science Program Data

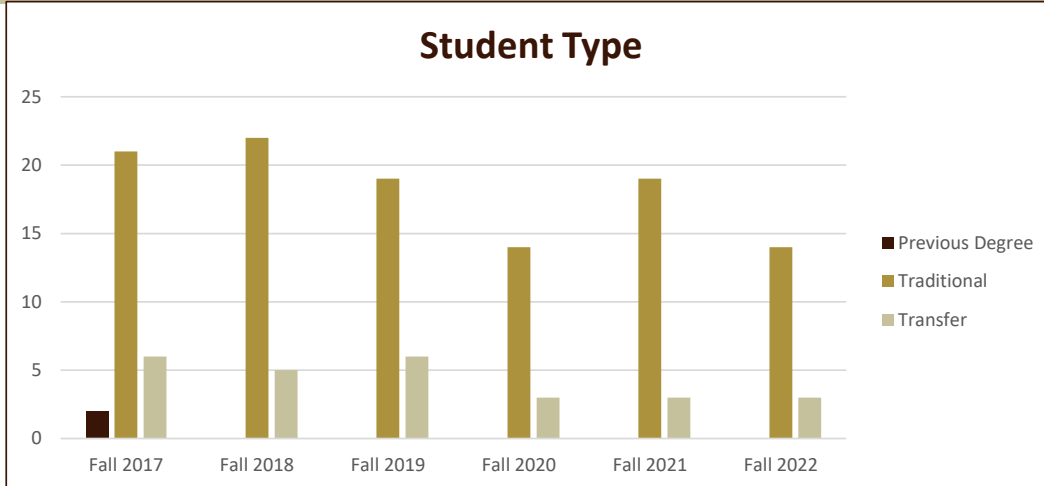
Majors Enrolled

Academic Years 2017-18 to 2022-23

Using Fall Semester data (Fall 2017 to Fall 2022) for Term specific measures



| Student Type | Fall 2017 | Fall 2018 | Fall 2019 | Fall 2020 | Fall 2021 | Fall 2022 |
|--------------------|-----------|-----------|-----------|-----------|-----------|-----------|
| Previous Degree | 2 | | | | | |
| Traditional | 21 | 22 | 19 | 14 | 19 | 14 |
| Transfer | 6 | 5 | 6 | 3 | 3 | 3 |
| Grand Total | 29 | 27 | 25 | 17 | 22 | 17 |



| | Fall 2017 | Fall 2018 | Fall 2019 | Fall 2021 | Fall 2022 | |
|-------------------------|-------------|-------------|-------------|-------------|-------------|------|
| Program ACT Avg. | 24.5 | 23.3 | 25.0 | 22.7 | 22.0 | |
| SMSU Avg. | 21.1 | 20.7 | 21.3 | 20.3 | 20.7 | 19.8 |

| | Fall 2017 | Fall 2018 | Fall 2019 | Fall 2021 | Fall 2022 | |
|-------------------------------|-------------|-------------|-------------|-------------|-------------|------|
| Program H.S. Rank Avg. | 87.0 | 59.4 | 40.0 | 32.0 | 58.0 | |
| SMSU Avg. | 56.1 | 54.4 | 56.7 | 57.2 | 60.8 | 62.3 |

| | Fall 2017 | Fall 2018 | Fall 2019 | Fall 2021 | | |
|-------------------------|-------------|-------------|-------------|-------------|------|-----|
| Program Avg. GPA | 2.59 | 2.38 | 3.59 | 3.60 | | |
| SMSU Avg. | 2.68 | 2.93 | 3.01 | 3.02 | 3.15 | 3.4 |

| | Fall 2017 | Fall 2018 | Fall 2019 | Fall 2021 | Fall 2022 | |
|-----------------------------|--------------|--------------|--------------|--------------|--------------|------|
| Program Avg. Credits | 12.20 | 15.13 | 16.00 | 14.86 | 15.00 | |
| SMSU Avg. | 14.85 | 15.15 | 14.93 | 15.13 | 14.49 | 15.1 |